


Phonics at Home Phase 1

Aspect Four
Rhythm and Rhyme



Main Purpose










To experience and appreciate rhythm and rhyme and to develop awareness of rhythm and rhyme in speech

Rhyming Books

You should regularly read rhyming books to your child. Read these books with plenty of intonation and expression so that the children tune into the rhythm of the language and the rhyming words. Encourage the children to join in with repetitive phrases such as Run, run, as fast as you can, You can't catch me, I'm the Gingerbread Man. Wherever possible make the activity multi-sensory to intensify learning and enjoyment. There are some examples of rhyming books on the next page.



Rhyming Books





Songs and Rhymes

Children should learn a range of nursery rhymes and traditional songs. These can help children to experiment with their voices. They can add in actions to the songs. Once they are very familiar with them they can start to change or substitute words in the rhymes and songs. Visit <https://www.bbc.co.uk/cbeebies/curations/nursery-rhymes>